



**FORESCOUT
ACADEMY**



Training Service Brochure 2025

Introduction

Welcome to **Forescout Academy**



Forescout Academy is the new online digital experience to empower organizations across the globe to better leverage the power of the Forescout Platform through knowledge, understanding and awareness. At Forescout, we understand that our success depends on the continued success of our customers and partners. And that the journey to success comes from a foundation of knowledge and understanding.

Forescout believes giving you the tools to be successful shouldn't be obstructed by cost

We believe that giving customers the tools and skills they need to be successful shouldn't be obstructed by cost and complexity. This guide will walk you through the variety of training services provided by Forescout and available to customers in Forescout Academy.

Overview

An informed customer is a successful customer

The Forescout Academy acts as the starting point, to consume learning, but also provides visibility into course availability for our Instructor Led training courses, and the delivery platform for our Certification Exams. To ensure Training & Certifications are flexible and meet the needs of each customer, Forescout offers a wide variety of training options. As a foundation for your learning journey, we have made sure that all customers and partners have access to Forescout Academy, a platform designed to quickly enable and deliver training to help our customers realize the value from the Forescout Platform and ensure they achieve their desired goals and outcomes.

Training content

BASE eLearning

Included in a customer's ActiveCare agreement, Forescout provides a foundational set of eLearning content to support new users with the basic operations and administration of the Forescout Platform.

PREMIUM eLearning

The Forescout Certification Training courses and exams are also available as eLearning via the Forescout Academy (FSA), subject to an additional cost on a per individual, per course price.

ADVANCED eLearning

Additional **Advanced** content will also be made available to individuals as they achieve the Forescout Certifications. This eLearning content will be included in the **Base** entitlement, however is only accessible to individuals who meet the relevant Certification level.

Delivery options

Forescout Academy content may be delivered to qualifying individuals in one of the following ways:



Self-paced, eLearning



Instructor-led, virtual



Instructor-led, onsite

For additional flexibility, scalability, and in-region training course, the Forescout Authorized Training Partner Program (ATP) extends the availability of our Instructor-led Training course. Authorized Training Partner Instructors are fully endorsed and supported by the Forescout Training team, with courses aligned to the Forescout Certification program.

Your Learning Journey

Forescout training services are only available to existing Forescout Customers and Technology Partners. After purchasing Forescout licenses and ActiveCare, individuals in your organization can begin to register for the Forescout Community Portal to gain access to a wide variety of resources, including the Forescout Academy. Once registered, users can access the Forescout Academy via Single-Sign-On and begin their learning journey!



◆ 01

Forescout Operator Course

Start your learning journey by consuming the Operator Course appropriate to the Forescout Solution you have purchased.

*multiple are available

◆ 02

Deployment Guidance

This is a high-level course explaining the key concepts and considerations for deploying the Forescout platform. This course has been designed for a wide audience.

◆ 03

Forescout Certifications

Forescout Certification Courses can be consumed directly through the Forescout Academy as Premium eLearning or as Instructor-led training (ILT) courses delivered virtually. Seats can be booked via the Training calendar inside the FSA. Customers have the option to pursue our standard or OT/ICS focused certification paths.

◆ 04

How-To's & Troubleshooting

The FSA includes a Video library of How-to guides and additional eLearning courses for Troubleshooting and Product Updates.

◆ 05

Advanced Content

Additional Use Case specific content can also be consumed via eLearning as part of the Base entitlement, *but is only unlocked based on an individuals Certification level.

Training is **Essential** for **Success**

1

Achieve business outcomes

Accelerate projects and deliver business outcomes based on your increasing knowledge and awareness of the Forescout Platform

2

Secure your future state

Keeping up with the latest and greatest features and functionality provided by Forescout will better enable you to defend your digital terrain against evolving threats

3

Automate to innovate

Achieve advanced Use Cases, by combining your knowledge of other industry leading cyber security solutions, to integrate them with the Forescout platform for innovative workflow automation

4

Differentiate yourself

Stand out from the crowd, by enhancing your knowledge & experience, in order to achieve a Forescout Certification

Base content



Self-paced, eLearning

Base content is available to all customer and partners as part of their entitlement. Forescout Academy's Base content is designed to enable immediate value on deployment. Multiple Base courses are available to help individuals get started and learn to successfully operate the solution they have acquired. Base courses within the Forescout Academy include the following content:

Forescout Academy Base Courses

- Getting Started with Forescout
- Operator Course (multiple)
- Deployment Planning Guidance
- Solution On-Boarding (multiple)
- Product Updates (multiple)

These additional offerings are also available to all Forescout platform operators and covers a broad range of Forescout solutions:

- How-to style videos
- Byte-sized guides
- Feature-specific configurations
- Product Updates




Partner Enablement

Forescout's partners will have access to all of the Academy's Base content as well as specially-curated content for partners only. Please contact us to learn more.



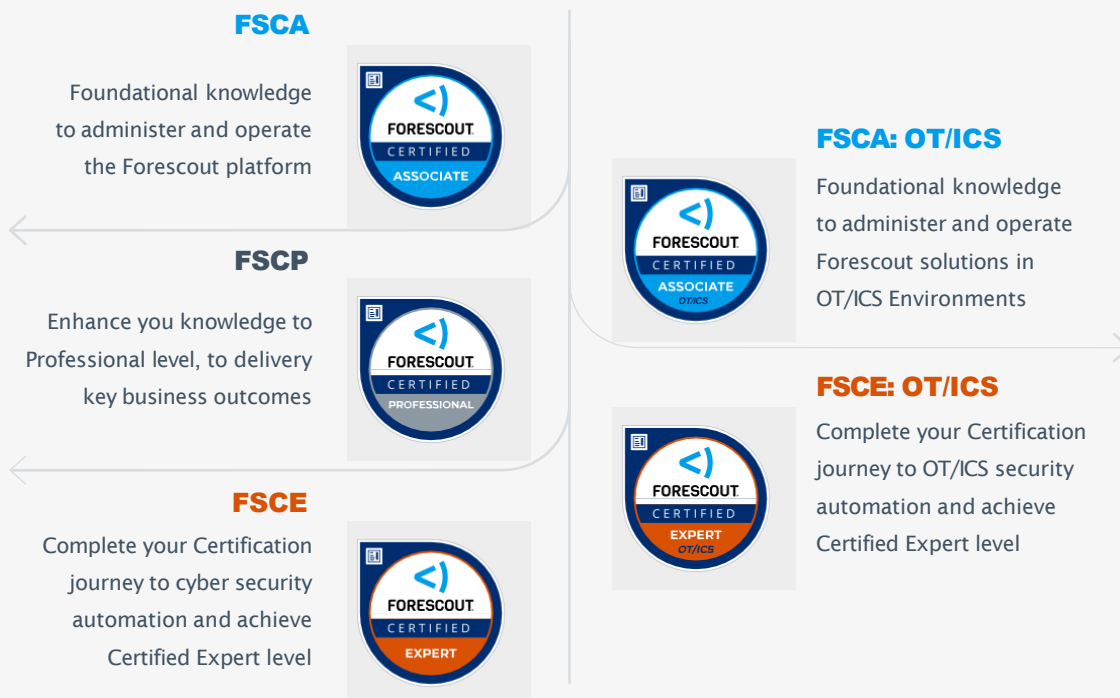
Premium Content

Building from the Forescout Academy Base content, learners will have the option to continue their education and become Forescout Certified, via our Premium eLearning course.

-  Self-paced, eLearning
-  Instructor-led, virtual
-  Instructor-led, onsite

Each Certification course below, can be consumed as either Self-paced Premium eLearning, or as Virtually delivered Instructor-led Training (ILT) courses. These Certification courses may also be delivered by one of Forescout’s Authorized Training Partners, or ATP. Each ATP can provide in-person or virtual classes, but with the added flexibility of in-region locations and local language support.

Forescout Certification Paths



** users must complete a certification course and its corresponding exam to become Forescout Certified*

Why Certify?

Forescout Certifications help individuals validate their knowledge and industry expertise. These globally recognized certifications require candidates to show real-world experience with the Forescout Platform along with their personal knowledge and years of experience working in a Cybersecurity or Operational Technology specific role.


Certification Course & Exam Delivery Methods

Forescout certification courses can be consumed in a variety of delivery methods. All course content is consistent across all delivery methods, with guided presentation content, supported by a Hands-on Lab environment.

	FSCA FORESCOUT CERTIFIED ASSOCIATE	FSCA: OT/ICS FORESCOUT CERTIFIED ASSOCIATE: OT/ICS	FSCP FORESCOUT CERTIFIED PROFESSIONAL	FSCE FORESCOUT CERTIFIED EXPERT	FSCE: OT/ICS FORESCOUT CERTIFIED EXPERT: OT/ICS
Self-Paced eLearning	✓	✓	✓	COMING SOON	✓
SKU (per person)	LMS-TRNG-PREM-ELEARNING-COURSE				
Exam Access	INCLUDED	INCLUDED	INCLUDED	EXTRA	EXTRA
Instructor-Led (ILT)	✓	✓	✓	✓	✓
SKU (per person)	FS-TRNG-ILT-1				
SKU (12 Person, Dedicated Virtual Class)	FS-TRNG-ILT-12				
SKU (12 Person, Dedicated Onsite Class)	FS-TRNG-ILT-12 + Travel				
Exam Access	INCLUDED	INCLUDED	INCLUDED	EXTRA	EXTRA

Forescout Ecosystem Partners can purchase Forescout Training services via the Not-For-Resale (NFR) Program in order to grow their expertise and increase their proficiency in the Forescout Platform.

For more information visit the [Forescout Partner Portal](#)



Customer Training Matrix

Which courses are best suited to your role?

DEPARTMENT LEADERS	ECOSYSTEM & ADJACENCIES	PLATFORM OWNER	BASE NOC OPERATOR	ADVANCED NOC OPERATOR	POLICY DESIGN & DEPLOYMENT	DEPLOYMENT SPECIALIST & ARCHITECTS
FORESCOUT GETTING STARTED						
DEPLOYMENT PLANNING GUIDANCE						
PRODUCT UPDATES & USE CASE SPECIFIC COURSES						
PLATFORM OPERATOR						
PLATFORM TROUBLESHOOTING						
FORESCOUT CERTIFIED ASSOCIATED AND/OR FSCA: OT/ICS						FSCA EXAM FSCA: OT/ICS EXAM
FORESCOUT CERTIFIED PROFESSIONAL (FSCP)						FSCP
FORESCOUT CERTIFIED EXPERT (FSCE) AND/OR FSCE: OT/ICS						FSCE EXAM FSCE: OT/ICS EXAM

Forescout Certified Associate



4-day course, hands-on labs, and 120 minute online exam



Self-paced, eLearning



Instructor-led, virtual



Instructor-led, onsite

DAY	MODULE	DESCRIPTION
DAY 1	MODULE 1: INTRODUCTION	A brief overview of Forescout's vision and concepts of network access control
	MODULE 2: TERMS & ARCHITECTURE	This lesson introduces students to commonly used terms such as plugin, segment, channel and organizational unit as well as other general networking terms
	MODULE 3: FORESCOUT PLATFORM INSTALLATION	Participants configure the platform for installation in a practical network environment, including configuring switch connectivity, Active Directory integration and account management
	MODULE 4: CONSOLE OVERVIEW	Take a tour of the eyeManage console to illustrate features and demonstrate navigation
DAY 2	MODULE 5: PLATFORM CONFIGURATION	Detailed instructions for configuring the Forescout platform independent from first-time login. Plugins, Channel, Host Property Scanner, Switch Observe and configuration options are covered. Lab included
	MODULE 6: PLATFORM DEPLOYMENT	Students learn the best practices for a successful platform deployment, including planning, defining project goals, appliance locations, layer 2 versus layer 3 installation, network integration and rollout strategies.
	MODULE 7: POLICY OVERVIEW	Students get a foundational overview of how to create policies and how they function within the eyeManage console
	MODULE 8: CLASSIFICATION	Students learn how to classify cyber security assets in the platform
DAY 3	MODULE 9: CLARIFICATION	Students learn how to identify the management capabilities of the hosts starting with established classification groups
	MODULE 10: COMPLIANCE	Students create policies to establish a network and endpoint compliance posture for a typical corporate environment
	MODULE 11: CONTROL	Students enforce a compliance posture by assigning network devices to Virtual Local Area Networks (VLANs) and Access Control Lists (ACLs), updating asset antivirus and patch levels, and enabling guest registration, ActiveResponse™ and Domain Name Service (DNS) enforcement.
	MODULE 12: FORESCOUT PLATFORM HOST MANAGEMENT	Students configure Windows, Linux and network endpoints with the platform. In addition, students will perform housekeeping tasks such as backups and appliance updates.
DAY 4	MODULE 13: FORESCOUT PLATFORM ADMINISTRATION	Students work with the platform appliance and Enterprise Manager administration as well as console user management
	MODULE 14: INVENTORY, ASSETS, REPORTING, DASHBOARD	Students learn to use the inventory, assets portal, reporting and dashboard.
	MODULE 15: TROUBLESHOOTING	This lesson introduces common troubleshooting methods used in a typical Forescout deployment

Forescout Certified Associate: OT/ICS



3-day course, hands-on labs, and 120 minute online exam



Self-paced, eLearning



Instructor-led, virtual



Instructor-led, onsite

DAY	MODULE	DESCRIPTION
DAY 1	MODULE 1: INTRODUCTION TO INDUSTRIAL CONTROL SYSTEMS	A brief overview of Industrial Control Systems and methodology considerations
	MODULE 2: INTRODUCTION TO FORESCOUT EYEINSPECT	Detailed overview of the Forescout eyeInspect solution, its components, capabilities and configuration.
	MODULE 3: INITIAL CONFIGURATION CONCEPTS	Students learn how to configure the eyeInspect Command Center and a Monitoring Sensor. They also learn how to add Sensors to their Command Center, concepts for using the built-in modules and how to build whitelists using LAN Communication Profiles.
	MODULE 4: VISUAL ANALYTICS & FLOW INFORMATION	Review of the Network Analytics page, how to interpret Flow Information and how to create different widgets to visualize information
	MODULE 5: ASSET INVENTORY	Learn how assets are seen and stored by eyeInspect, how assets are presented in eyeInspect and what information about assets is available in platform
DAY 2	MODULE 6: ICS PATROL SENSOR	Students learn about the ICS Patrol (ICSP) Sensor, the different types of scans that can be performed and how an ICS Patrol Sensor fits in the eyeInspect ecosystem.
	MODULE 7: ALERTS & CASES	Students learn about the information they can extract from alerts, how to use the alert page and all available filters effectively, how to create custom alert filters, how to customize alerts, alert cases and how to create and manage cases.
	MODULE 8: NETWORK LOGS	Students learn the types of logs eyeInspect collects, how to access and read log information and how to visually plot gathered log information.
	MODULE 9: BUILT-IN DETECTION MODULES	Students learn about built-in modules, their use and configuration.
	MODULE 10: LAN COMMUNICATION PROFILES	Students learn about LAN CP, tuning and configuration.
DAY 3	MODULE 11: INDUSTRIAL THREAT LIBRARY & SECURITY SCRIPTS	Students learn about the Industrial Threat Library, checks detection and customization. Students also learn about the value of Scripts, where to find available scripts and how to import a script
	MODULE 12: CVEs AND IOCs	Working with Common Vulnerabilities and Exposures (CVEs) and Indicators of Compromise (IoCs), uploading new versions of the CVE and IoC databases and how to scan past events against new IoCs. This chapter also includes a practice
	MODULE 13: ALERT AND DATA FORWARDING	Students learn the information forwarded by eyeInspect and how to configure information forwarding
	MODULE 14: HOUSEKEEPING AND PLATFORM OPTIMIZATION	Students learn to maintain eyeInspect via best practices, define new user roles and permissions, and how to perform basic system troubleshooting.
	MODULE 15: FORESCOUT PLATFORM	Students learn about how to leverage the OT/ICS data gather from eyeInspect within the wider Forescout Platform. Including Integrated sensors.

Forescout Certified Professional



4-day course, hands-on labs, and 120 minute online exam



Self-paced, eLearning



Instructor-led, virtual



Instructor-led, onsite

DAY	MODULE	DESCRIPTION
DAY 1	MODULE 1: GENERAL REVIEW OF FSCA KNOWLEDGE	A brief review of the topics and knowledge gained from the prerequisite Forescout Certified Associate course, and a hands-on lab for applying Certificates to the Forescout Platform
	MODULE 2: POLICY BEST PRACTICES	Deep dive into Discovery and Classification best practices. Lab included.
	MODULE 3: ADVANCED POLICY FUNCTION	Gain additional insight into the more advanced policy configuration elements and templates used within the Forescout Platform
DAY 2	MODULE 4: LICENSING, EXTENDED MODULES & REDUNDANCY	Review of the more advanced topics of platform configuration and deployment options, such as Platform redundancy, clustering, licensing and an introduction to eyeExtend modules
	MODULE 5: CERTIFICATES & IDENTITY TRACKING	Further review of advanced topics, including Certificate Management, and Identity tracking with a Hands-on lab for the Device Profile Library
	MODULE 6: NOTIFICATIONS	Setting up and configuring notification settings within the Forescout Platform. Lab Included
	MODULE 7: PLUG-IN TUNING, HOST PROPERTY SCANNING	Students learn how to optimise and tune the HPS plug-in. Lab included.
DAY 3	MODULE 8: PLUG-IN TUNING, USER DIRECTORY	Students learn how to optimise and tune the User Directory plug-in. Lab included.
	MODULE 9: PLUG-IN TUNING, SWITCH	Students learn how to optimise and tune the switch plug-in. Lab included.
DAY 4	MODULE 10: ADVANCED TROUBLESHOOTING	Students will gain a better understanding of Forescout systematic approach to troubleshooting, including accessing logs, and debugging. Lab included.
	MODULE 11: CUSTOMIZED POLICY EXAMPLES	Students will gain a better understanding of Forescout systematic approach to troubleshooting, including accessing logs, and debugging. Lab included.



Instructor-led, virtual



Instructor-led, onsite

Forescout Certified Expert



5-day course, hands-on labs, and 8-hour practical exam

* Self-paced eLearning option coming soon

DAY	MODULE	DESCRIPTION
DAY 1	MODULE 1: Architecture & Deployment	Topics include capacity planning, architecture scoping, appliance placement, deployment models and licensing
	MODULE 2: Installation	Will cover using the CLI installation setup, ISW, best practice for segments in large deployments, adding appliances to EM and general configuration options.
DAY 2	MODULE 3: Switch Management	Review of Switch Functionality, options for adding switches, advanced settings covering configuration flags and connectivity groups
	MODULE 4: Switch API	Automates the adding of switches in large deployments. Swagger and an API simulator will be used to validate configuration
DAY 3	MODULE 5: Groups	Detailed insight into production servers groups. Understand the differences with groups used in policy, taxonomy and dimension.
	MODULE 6: Advanced Policies	Understand the professional services policy set, Pre vs. Post connect, policy settings, custom policies
DAY 4	MODULE 7: Host Management	Review of host management for Windows, Linux/MAC. Introduce HPS tuning. Review of 802.1X functionality, configuring supplicant, NAS and Forescout, MAR/MAB functionality and configuration Review of Guest management, using TAGS to restrict access to network, Sponsor portal, DNS Enforcement and introduce CWA
	MODULE 8: Forescout 802.1X	
	MODULE 9: Guest Management	
DAY 5	MODULE 10: eyeSegment	Introduce eyeSegment and why it is needed, using eyeSegment simulation policies and if there are violations how to restrict using eyeSight policies
	MODULE 11: Troubleshooting	Troubleshooting methods, using the Today log and Apache logs

Forescout Certified Expert: OT/ICS



Self-paced, eLearning



Instructor-led, virtual



Instructor-led, onsite



3-day course, hands-on labs, and 8-hour practical exam.

DAY	MODULE	DESCRIPTION
DAY 1	MODULE 1: INDUSTRIAL CONTROL SYSTEMS NETWORK MONITORING ARCHITECTURE	The course begins by examining architecture and design considerations when deploying the eyeInspect solution. Students learn the factors impacting architectural decisions and the placement of eyeInspect appliances. They also review best-practice design considerations to understand how and where to place the system and effective hardware options for production environments.
	MODULE 2: FORESCOUT EYEINSPECT INSTALLATION & CONFIGURATION	Understand the process to install eyeInspect from scratch, as well as available command-line configurations and how to use them.
DAY 2	MODULE 3: POST-INSTALL BEST PRACTICES & RECOMMENDATIONS	Understand the processes and best practices that help ensure successful completion of an eyeInspect deployment. Learn best practices for effective eyeInspect deployments.
	MODULE 4: FORESCOUT EYEINSPECT UPDATES	Students learn the eyeInspect update process. This includes recommended guidelines and considerations for updating the system, the process to perform a backup of eyeInspect, as well as steps to successfully perform updates.
DAY 3	MODULE 5: DATA CURRATION	Learn how to better classify and label data for quality of alert, inventory, network logging and visual analytics data. These steps are essential to increase data quality and reduce false positives/undefined data.
	MODULE 6: FORESCOUT EYEINSPECT INTERNALS & TROUBLESHOOTING	Take a look under the hood to understand how the system is built, as well as general troubleshooting guidelines. Also, learn basic troubleshooting steps to facilitate the installation and integration processes.

Forescout Academy Training Calendar

[Follow this link](#) to access the Forescout Academy Training Calendar and begin scheduling your Instructor-led Training courses today!

Additional Online Resources

<h3>Forescout Community Portal</h3> <ul style="list-style-type: none">• Software management• License management• Support cases• Forums• Knowledge articles• Announcements <p>Visit</p>	<h3>Documentation Portal</h3> <ul style="list-style-type: none">• Licensing & sizing guide• Compatibility matrix• Administration guide• Installation guide• VPN primer• Module-specific guides <p>Visit</p>	<h3>Slack Community</h3> <ul style="list-style-type: none">• Engage with 1000+ Forescout customers, partners & experts• Automated feeds for the latest news, updates, & training materials• Remote meetups for tech-talk <p>Visit</p>
---	--	---

Need to call in the experts?

Forescout Professional Services



Customer success teams of project managers, architecture designers, and professional services engineers are available to assist you with your deployment

- Jumpstart the implementation of the Forescout solution
- Expedite endpoint discovery across the network
- Maximize time to the value of the Forescout investment
- Validate outcomes via reports, dashboard & post-onboarding health check